



# KANE COUNTY

WEGMAN, Allan, Barreiro, Davoust, Hernandez, Kenyon, Sanchez

## ENERGY AND ENVIRONMENTAL COMMITTEE

WEDNESDAY, JANUARY 10, 2018

---

**County Board Room**

**Agenda**

**9:00 AM**

**Kane County Government Center, 719 S. Batavia Ave., Bldg. A, Geneva, IL 60134**

---

- 1. Call to Order**
- 2. Approval of Minutes: December 13, 2017**
- 3. Environmental (K. Anderson)**
- 4. Recycling/Solid Waste (J. Jarland)**
  - A. Presentation: Kane County Recycles Green Guide 2018 (attached)
  - B. Presentation: Kane County Recycles Outreach & Public Response (attached)
- 5. Sustainability (J. Mino)**
- 6. New Business**
- 7. Public Comment**
- 8. Reports Placed on File**
- 9. Executive Session (If Needed)**
- 10. Adjournment**

# Kane County Recycles Green Guide 2018

Energy & Environmental Committee –  
January 10<sup>th</sup>, 2018



## Kane County Green Guide RECYCLES 2018

Kane County Recycles Office: [recycle@countyofkane.org](mailto:recycle@countyofkane.org) • 630-208-3841



### 2018 Event Dates:

Jan 13 - Electronics and Books  
Apr 14 - Electronics, Books,  
Doc Shred, Paint  
May 12 - Electronics and Books  
Jul 14 - EXTRAVAGANZA  
(inc. Doc Shred)  
Sept 8 - Electronics and Books  
Nov 10 - Electronics, Books,  
Doc Shred, Paint

See page 2 for details on above events.

Note: Information is correct at the time of printing,  
but please always check the website  
([countyofkane.org/recycling](http://countyofkane.org/recycling))  
to confirm before attending. Things change!

### Inside . . .

A-Z List of Reuse and Recycle Options	8-10
Batteries	5
Clean Water for Kane	7
Compost & Compost Bins	7
Document Shredding	2
Drop-off - Electronics	3
Drop-off - Recycling Yard Scraps, Trash	6
Electronics	3-4
Events	2
Fluorescent Lights	5
Household Hazardous Waste	4
Junk Mail	7
Latex Paint	2-3
Medications/ Pharmaceuticals	4
Motor Oil	5
Needles/ Sharps/ Syringes	5
Plastic Bags	12
Recycling Guidelines (for paper & cardboard)	11
Sustain Kane	7

Kane County Recycles Office:  
[recycle@countyofkane.org](mailto:recycle@countyofkane.org) • 630-208-3841  
Kane County Recycles Website:  
[www.countyofkane.org/recycling](http://www.countyofkane.org/recycling)

### Minimize Waste and Recycle Right!

Dear Kane County Residents,

If you are an avid reader of this guide you may have noticed that I've recycled this headline from the 2016 edition. "Minimize Waste" is the most important message I have. Our resource consumption continues to increase, making it paramount that we reassess our purchasing habits and be more selective concerning the packaging of our products. Aim for zero waste and see how close you can get!

In order for the recycling system to be as productive as possible, it is imperative that we "Recycle Right!" Please heed these top 5 tips and follow the new Guidelines on page 11. When in doubt, check out the online guide for more detail or call me!

1. Recycle only empty containers: plastic (bottles, tubs, jugs, jars), glass (bottles, jars), and metal (cans); cartons; paper and flattened cardboard in your curbside cart.
2. Keep all food and liquids out of the recycling
3. Empty recyclables loose into your cart – NO bagged recyclables!
4. Do not recycle any objects that are not paper, cardboard or containers. Period.
5. Shredded paper should not go in your curbside cart. It is just too difficult to capture and makes a mess at the sorting facility. See page 2 for shred event dates & page 11 for best practices.



Sincerely, *Jennifer Jarland*, Kane County Recycling Coordinator

### Municipal Waste & Recycling Haulers

Hauler	Contact	City or Township Service Area
Advanced Disposal Services	630-587-8282	Batavia, Geneva, Mill Creek S.S.A., St. Charles, Prestbury
DC Trash (a Lake County Recycling Systems company)	815-758-7274	Sugar Grove, Montgomery, Virgil & Plato Townships
Flood Brothers Disposal Co	630-261-0578	East Dundee, Pingree Grove
Groot Industries	877-775-1200	Algonquin, Aurora, Big Rock, Burlington, Carpentersville, Sleepy Hollow, South Elgin, West Dundee, Elgin Township
MDC Environmental Services	815-568-7274	Gilberts, Huntley
Waste Management	800-964-8988	Elburn, Elgin, Hampshire, Kaneville, Maple Park, North Aurora, Sun City/ Del Webb, Campton Township

This list may be subject to change, check website for updates. Unincorporated County residents may contract with any of the licensed haulers operating in Kane County. See: <http://www.countyofkane.org/Recycling/Documents/LicensedHaulers.pdf>

This Guide is printed on 100% post-consumer recycled content paper.

This Guide is printed on 100% post-consumer recycled content paper.

Packet Pg. 2

# New Guide Contents

- Letter from your Recycling Coordinator
- Municipal Recycling Haulers Contact List
- Event dates and details
- Electronics Recycling Drop-offs
- Household Hazardous Waste Programs
- Specifics on paint, pharmaceuticals, sharps/needles, batteries, motor oil, and fluorescent tubes
- Drop-off locations
- Stopping Junk Mail for good!
- Sustain Kane & Clean Water for Kane
- Composting & Compost Bins
- A-Z list of Reuse and Recycling Opportunities
- NEW Recycling Guidelines
- [how2recycle.info](http://how2recycle.info)
- Plastic bags and film
- Kane County Connects



# Letter from Your Recycling Coordinator

## Minimize Waste and Recycle Right!

Dear Kane County Residents,

If you are an avid reader of this guide you may have noticed that I've recycled this headline from the 2016 edition. "Minimize Waste" is the most important message I have. Our resource consumption continues to increase, making it paramount that we reassess our purchasing habits and be more selective concerning the packaging of our products. Aim for zero waste and see how close you can get!

In order for the recycling system to be as productive as possible, it is imperative that we "Recycle Right!" Please heed these top 5 tips and follow the new Guidelines on page 11. When in doubt, check out the online guide for more detail or call me!

1. Recycle only empty containers: plastic (bottles, tubs, jugs, jars), glass (bottles, jars), and metal (cans); cartons; paper; and flattened cardboard in your curbside cart.
2. Keep all food and liquids out of the recycling.
3. Empty recyclables loose into your cart – NO bagged recyclables!
4. Do not recycle any objects that are not paper, cardboard or containers. Period.
5. Shredded paper should not go in your curbside cart. It is just too difficult to capture and makes a mess at the sorting facility. See page 2 for shred event dates & page 11 for best practices.

Sincerely, *Jennifer Jarland*, Kane County Recycling Coordinator



# New Recycling Guidelines

**Recycle Paper & Containers** in your curbside collection cart (*loose; not bagged*):



## Paper

Office paper, newspaper, magazines, and flattened cardboard.



## Glass

Bottles and jars.  
*Empty and rinse.*



## Cartons

Food and beverage cartons. *Empty, rinse, and replace cap.*



## Plastic

Plastic bottles, tubs, jugs, and jars. *Empty, rinse, and replace cap.*



## Metal

Aluminum and steel beverage/food cans.  
*Empty and rinse.*

### NEW Guidelines Poster

that you can tear out & hang above recycling bins!

Do **NOT** include in your recycling cart:



## NO plastic bags or soft plastic film

Recycle clean, dry, empty bags at grocery stores.  
*Find a recycling site at [plasticfilmrecycling.org](http://plasticfilmrecycling.org).*



## NO shredded paper

Shredded paper causes major problems at sorting facilities.  
*Best Practice is to tear off the confidential portion, and recycle the rest of the sheet whole. OR save it and bring it to a Shred Event (see pg 2).*



## NO propane tanks, medical waste

No pressurized containers or medical waste like needles or syringes (see HHW p. 4-5).



## NO food waste or liquids

*Compost instead.*



## Pizza boxes

If the box top is clean you can tear it off and recycle it. *Bottoms (or tops) with ANY grease, cheese or food on them go in the trash.*



## NO cups, lids or straws

No take-away cups (plastic, paper, or foam), no plastic lids, no straws. *These all go in the trash.*



## NO foam

Block packaging, cups, and containers.  
*Take to Dart Container Corp (see A-Z list p. 8-10).*



## NO Tanglers

No cords, hoses, hangers, wires, string, etc. which get caught in the sorting machinery and cause problems.  
*These go in the trash.*



## NO candy wrappers or snack bags

Candy wrappers and chip bags are made of plastic that is not recyclable. *These all go in the trash.*



## NO frozen food boxes

They are made of a hybrid of wet-strength paper and plastic that is not recyclable.  
*These all go in the trash.*



## Single-stream recycling guidelines

## Guidelines Poster

These guidelines apply to households, businesses, schools and institutions. Please click the link to the right to view and or print the new simplified recycling Guidelines Poster

For those of you who want more detail, please review the more specific guidelines below!

## PAPER

- Newspaper and inserts
- Magazines, catalogs, and phone books
- Office paper, notebooks (calendars are okay), remove all metal clips and spirals and throw in trash), computer print outs, hanging file folders (remove metal and trash it), pastel colored sticky notes (no fluorescent), glossy brochures, index cards, greeting cards, stationary, fax paper, manila folders and envelopes (cellophane windows are ok to leave in)
- Junk mail (please remove all non-paper: plastic cards, magnets, etc)
- Chipboard/paperboard - cereal, cracker, or frozen food boxes, tissue, shoe, gift, and 6/12-pack boxes, paper towel tubes, and egg cartons
- Cardboard boxes must be flattened and cut to 3'x3'
- Brown paper grocery bags
- Paperback books (no hardcover books)
- NO used paper plates or pizza boxes, or fluorescent paper (they contaminate the paper stream with food, dye, or plastic coating) If pizza box top is clean you can tear it off and recycle it.
- NO paper towels, tissues, or napkins, which are not recyclable because the fibers are too small to reuse (please compost them with kitchen food scraps if possible)
- NO Shredded Paper - Loose shredded paper causes major sorting problems in the Recycling Facility, so please save your documents for a **shred event** or best practice is to tear off the confidential portion and recycle the rest of the sheet whole.
- NO frozen food boxes, which are made of a hybrid of paper and plastic, and are not wanted by paper mills.
- NO paper cups, which are also made of a hybrid of paper and plastic rendering them unrecyclable.

## CONTAINERS

## ALUMINUM CANS AND FOIL

- Aluminum cans (please empty, do not crush or flatten)
- Aluminum foil (ball clean foil to 2 inches or larger, no flat foil or small balled up foil)
- Pie plates & trays (must be free of food)

## CARTONS

- Seal a **giant** fiber on the carton recycling process
- Milk and juice cartons and boxes (please empty and rinse, do not crush or flatten, plastic nozzles and tabs can be left on)

## STEEL/TIN CANS

- Food cans and lids (please empty and rinse, labels can be left on)
- Metal paint cans and lids (must be empty and dry, some dried paint residue is fine)
- Empty aerosol cans (labels can be left on, nozzles and lids should be removed and put in the trash)
- Metal lids are recyclable (place in recycling house)
- NO utensils, propane tanks, wire hangers, or small appliances

## GLASS BOTTLES AND JARS

- All colors are accepted (Please empty and rinse, labels can be left on, remove lids and put them in separately, avoid breaking the glass)
- Window or auto glass, bakeware, ceramics, mirrors, light bulbs, coffee pots or drinking glasses

## PLASTIC CONTAINERS

- BOTTLES (i.e. empty water, soda, juice bottles, empty laundry detergent, soap and shampoo bottles, empty health and beauty products and cleaner bottles) Replace plastic screw top caps on empty plastic bottles.
- TUBS (i.e. empty coffee, tofu, cottage cheese, yogurt, margarine tubs)
- JUGS (i.e. empty milk and juice jugs)
- JARS (i.e. empty mayo and peanut butter jars) Replace plastic screw top lids on empty plastic jars.
- NO plastic bags (do not put in the curbside bin, see [Plastic Bag Recycling](#) page)
- NO plastic film (plastic wraps, sandwich bags, freezer bags, tarps)(do not put in the curbside bin, see [Plastic Bag Recycling](#) page)
- NO plastic utensils or plates (plastic wraps, sandwich bags, freezer bags, tarps)
- NO plastic cups, lids or straws
- NO plastic toys or hard plastic packaging
- NO candy wrappers, cereal bags, potato chip bags, or snack bags
- NO empty motor oil, paint, or other hazardous liquids
- NO Styrofoam, polystyrene, or packing peanuts, but deliver to Dart Center North Aurora, 630-896-2477. Dart accepts: foam blocks, clean food containers. NO straws, cup lids, paper, or packing peanuts. UPS stores will reuse clean, bagged and unopened foam.

# Old Recycling Guidelines

## Recycling Guidelines Single-stream Recycling Guidelines for Home and for Work

## Containers

## Aluminum Cans and Foil

- Aluminum cans (please empty, do not crush or flatten)
- Aluminum foil (ball clean foil to 2 inches or larger, no flat foil or small balled up foil)
- Pie plates & trays (must be free of food)

## Steel/Tin Cans

- Food cans and lids (please empty and rinse, place lids in the can and lightly pinch the top closed, labels can be left on)
- Metal paint cans and lids (must be empty and dry, some dried paint residue is fine)
- Empty aerosol cans (nozzles and labels can be left on)
- Metal bottle caps are recyclable (place in recycling house)
- NO utensils, propane tanks, wire hangers, or small appliances

## Cartons

- Milk, Juice, and Soup cartons and boxes (please empty and rinse, do not crush or flatten, plastic nozzles and tabs can be left on)

## Glass Bottles and Jars

- All colors are accepted (Please empty and rinse, labels can be left on, and avoid breaking the glass. Remove caps and put metal caps in the recycling separately, throw plastic caps in the trash. Plastic caps are recyclable only if attached to plastic bottles or jars, see below)
- NO window or auto glass, bakeware, ceramics, mirrors, light bulbs, coffee pots or drinking glasses

## Plastic Containers

- ⚠️ - ⚠️ Note: the numbers in the chasing triangles do not necessarily mean that the item is recyclable; it just tells you what type of plastic it is. Please follow the guidelines below and recycle by item shape rather than the number on it.
- BOTTLES (i.e. empty water, soda, juice bottles; empty squeezable containers; laundry detergent, soap, shampoo bottles; empty health and beauty products; cleaners) Replace plastic screw-top caps on empty plastic bottles and jars to recycle them.
- TUBS (i.e. coffee, tofu, cottage cheese, yogurt, margarine tubs) No lids.
- JUGS (i.e. milk and juice jugs)
- JARS (i.e. mayo jars) Replace plastic screw-top caps on empty plastic bottles and jars.
- BOXES (i.e. fruit or lettuce boxes)
- Buckets, pails (Buckets up to 5 gallons, pails without the metal handles)
- Other narrow neck containers (i.e. kitty litter containers)
- DO NOT RECYCLE flat plastic lids (from yogurt tubs or lettuce boxes); black plastic of any shape; plastic bags or film (see Plastic Bag Recycling bin); plastic utensils or plates; plastic wraps, sandwich bags, freezer bags, tarps; plastic toys; hard plastic packaging; candy wrappers, cereal bags, potato chip bags, or snack bags; empty motor oil bottles; Styrofoam or polystyrene (See A-Z list).

See the A-Z list (pg 8-9 & 12) for a list of all the other things you can recycle in Kane County that don't go in your curbside bin.

## Paper

- Newspaper and inserts
- Magazines, catalogs, and phone books
- Office paper, notebooks (staples, spirals, metal clips are okay), computer print outs, hanging file folders, pastel colored sticky notes, glossy brochures, index cards, greeting cards, stationary, fax paper, manila folders and envelopes (cellophane windows are ok to leave in)
- Junk mail (please remove all non-paper: plastic cards, magnets, etc)
- Chipboard/paperboard - cereal, cracker, or frozen food boxes, tissue, shoe, gift, and 6/12-pack boxes, paper towel tubes, and egg cartons
- Cardboard boxes must be flattened and cut to 3' x 3'
- Brown paper grocery bags
- Paperback books (no hardcover books)
- Pizza boxes - A little bit of grease will not hurt the recycling process, so if the box has only a few grease spots, you can recycle the whole thing! If there is cheese or grease on the bottom of the box, rip the box in half and recycle the relatively clean top and put the bottom portion in the trash.
- Shredded Paper - Loose shredded paper causes major sorting problems in the Recycling Facility, so please find out how your waste hauler (p1) recommends packaging it for recycling. Some suggest enclosing it in paper bags, some in clear plastic bags
- NO used paper plates or fluorescent paper (they contaminate the paper stream with food or dye)
- NO paper towels, tissues, or napkins, which are not recyclable because they are usually soiled and also the fibers are too small to reuse (please compost them with kitchen food scraps if possible)

## Close the Loop

Buying products with recycled content is the next step in creating a sustainable closed loop system. Look for household paper products like tissues, toilet paper, and paper towels that have recycled fiber content, otherwise they are made directly from trees! Office paper is available with 10% to 100% post-consumer recycled content, which means it was made out of paper that was milled and manufactured, purchased, used, recycled, and then remanufactured, to be used again!

## Recycling Plastic Bags and Plastic Film

Please do not place plastic bags or film in your household recycling! They are recyclable but only at grocery store drop-boxes. Check your local store for their drop-box and to verify acceptable materials. Please visit [www.plasticfilmrecycling.org](http://www.plasticfilmrecycling.org) for more information. Please Recycle only plastic bags that are clean, dry and empty.

## Do NOT Recycle

- Grocery bags
- Retail bags
- (hard plastic and string handles removed)
- Paper towel and toilet paper plastic wrap
- Plastic newspaper bags
- Plastic dry cleaning bags
- Ziploc bags (clean, dry empty bags only do not cut the zip strip off)
- All clean, clear bread bags labeled with a #2 or #4
- NO receipts, deli stickers, or cling wrap
- NO frozen food bags
- NO film that has been painted or has excessive glue
- NO bio-based or compostable plastic bags



# New Recycling Guidelines

## RECYCLING GUIDELINES

Residential curbside collection programs are managed by municipalities and townships in Kane County. For service issues, please contact either your hauler or your city directly. Residents in unincorporated areas may contract for services with any licensed hauler.

These single-stream recycling guidelines apply to households, businesses, schools and institutions.

**Recycle Paper & Containers** in your curbside collection cart (*loose; not bagged*):



### Paper

Office paper, newspaper, magazines, and flattened cardboard.



### Glass

Bottles and jars. *Empty and rinse.*



### Cartons

Food and beverage cartons. *Empty, rinse, and replace cap.*



### Plastic

Plastic bottles, tubs, jugs, and jars. *Empty, rinse, and replace cap.*



### Metal

Aluminum and steel beverage/food cans. *Empty and rinse.*

**NEW Guidelines Poster**  
that you can hang above recycling bins!

Do **NOT** include in your recycling cart:



### NO plastic bags or soft plastic film

Recycle clean, dry, empty bags at grocery stores. Find a recycling site at [plasticfilmrecycling.org](http://plasticfilmrecycling.org).



### NO shredded paper

Shredded paper causes major problems at sorting facilities. *Best Practice is to tear off the confidential portion, and recycle the rest of the sheet whole. OR save it and bring it to a Shred Event (see pg 2).*



### NO propane tanks, medical waste

No pressurized containers or medical waste like needles or syringes (see HHW p. 4-5).



### NO food waste or liquids

Compost instead.



### Pizza boxes

If the box top is clean you can tear it off and recycle it. *Bottoms (or tops) with ANY grease, cheese or food on them go in the trash.*



### NO cups, lids or straws

No take-away cups (plastic, paper, or foam), no plastic lids, no straws. *These all go in the trash.*



### NO foam

Block packaging, cups, and containers. Take to Dart Container Corp (see A-Z list p. 8-10).



### NO Tangles

No cords, hoses, hangers, wires, string, etc. which get caught in the sorting machinery and cause problems. *These go in the trash.*



### NO candy wrappers or snack bags

Candy wrappers and chip bags are made of plastic that is not recyclable. *These all go in the trash.*



### NO frozen food boxes

They are made of a hybrid of wet-strength paper and plastic that is not recyclable. *These all go in the trash.*

Your actions make a difference!  
**Recycle Right.**



# 2018 Event Schedule

Jan 13 - electronics, books

Apr 14 - electronics, books, shred, (paint)

May 12 - electronics, books

Jul 14 - electronics, books, shred, (paint),  
textiles, styrofoam, bikes, fluorescent  
tubes, batteries, etc

Sept 8 - electronics, books

Nov 10 - electronics, books, shred, (paint)

6 events scheduled in 2018

No events in February, March, June, August, October or December 2018.



## Kane County Recycling Events

All Kane County events are for residents only. NO BUSINESSES.

In 2017,  
Kane County  
residents recycled  
over  
1 million pounds  
of electronics!

**Where:** 540 S Randall Road, St. Charles • 630-208-3841  
**Hours:** 8 am – 12 noon

### 2018 dates:

**Jan 13** - electronics and books  
**Apr 14** - electronics, books, shredding and paint  
**May 12** - electronics and books

**Jul 14** - EXTRAVAGANZA : Electronics,  
Books, Doc Shred, Paint, and more  
**Sept 8** - electronics and books  
**Nov 10** - electronics, books, shredding and paint

Note: Information is correct at the time of printing, but please always check the website ([countyofohio.org/recycling](http://countyofohio.org/recycling)) or call to confirm before attending.

**We unload for you:** Please stay in your car if possible.

**Books:** Books can be of any age, in any condition, either paperback or hard cover. They are assessed for reuse and redistributed if possible. Otherwise they are sent for recycling.

**Document Shredding:** Free confidential document shredding on specific dates listed above.

- This service provides on-site shredding trucks.
- Staples, paperclips, spiral bindings, file folders without metal, and envelope windows are fine to leave in. Please REMOVE all binder clips, three-ring plastic binders and any larger metal pieces.
- Please do not bring periodicals, magazines, and other paper that does not contain confidential information.
- We will receive documents for shredding only until the trucks are full, and may finish before 12pm.
- Quantity limit is approximately equal to 4 banker boxes full of residential documents.
- Documents from businesses will not be accepted.

**Electronics:** See list of acceptable and non-acceptable items on page 3. All data stored on computer hard drives will be completely erased or destroyed under the highest security (meeting all FACTA privacy protection requirements), so there is no need to wipe your drives before recycling at this event.

**EXTRAVAGANZA:** At the annual extravaganza we take Electronics; Books; Bikes, parts, & helmets; 4-foot fluorescent tubes; Clothes, paired shoes; Styrofoam blocks and food service ware; Paint (per-can fee applies, see below), and we offer free Confidential document shredding. Check online in June for a full updated list of what we'll be taking.

**Paint Recycling:** Paint recycling is offered on specific dates listed above.

- Latex paint has a recycling fee per container, payable by the resident with cash or check (Quart \$2; Gallon \$3.50; 2-gallon \$5.50; 5-gallon \$10) only at event dates specified above
- Oil Paint is now also accepted for a fee per container, payable by the resident with cash or check (Gallon \$6; 2-gallon \$9; 5-gallon \$25) only at event dates specified above.
- See page 3 for more on latex paint disposal, and page 4 for more on oil paint disposal.

### Things Change

At Kane County Recycles, we do our best to provide accurate information on our programs, but things do change. Because this printed guide is an annual publication, it can have outdated information in it before the new guide comes out. It is because of this that we encourage you to always look on the website for the most current information.

### Mailing list:

Please call 630-208-3841 or email [recycle@countyofohio.org](mailto:recycle@countyofohio.org) to sign up to be mailed a paper copy of the Guide each year.



Book Recycling by  
Passenger Trucks



On-site document  
shredding truck by  
Accurate Document Destruction



Electronics Recycling by  
eWaste Electronics Services



Paint recycling by Paint  
Disposal Services (PDS)




# Distribution

30,000 Paper copies


- 1100 Individual subscribers
- 172 agency partners receive a total of 17,000 copies to share with public
  - Municipality & Township Offices
  - Businesses
  - Libraries
  - Haulers
  - Listed entities
- 162 schools get 25 copies each and can order more = 4,520 total
- 20 churches get various quantities as requested = 900 total
- Internal county offices get 25 each, plus one each to all dept. heads, county board members = 900 total

Online

- 2,302 Constant Contact subscribers
- KCR pages have over 10,000 visits annually!
- Link to Guide on front page of website
- Button on front page of site leads to page on how to get a paper copy or download the guide



**Kane County Recycles**  
Phone: 630.208.3841  
Fax: 630.208.3837  
Email: [recycle@countyofkane.org](mailto:recycle@countyofkane.org)



**Kane County Recycles Annual Green Guide**

This annual guide is full of information on everything you can recycle in Kane County and when and where.

**IMPORTANT:** Please refer to the website for the most updated information, especially regarding [electronics recycling](#).

You can obtain a copy or copies in these ways:

- 1. E-mail list.**  
Sign up on the [e-mail list](#) to receive an electronic copy direct to your inbox upon publication each January. Note: If you sign up after the first of the year, you may not receive a copy until the following year when the guide comes out.
- 2. Download a Printable PDF.**  
Download a copy here by clicking on the image on the top right of this page. Please refer to the website for the most updated information, especially after mid-year.
- 3. Paper Copy Mailing List.**  
E-mail the Kane County Recycling Coordinator, at [recycle@countyofkane.org](mailto:recycle@countyofkane.org) to get on the mailing list to receive a copy (or a number of copies) each year, mailed directly to your home or business. Include your full name, full address, and how many copies you would like each year.
- 4. Pick up a paper copy** (after Jan 21<sup>st</sup>) from:
  - [Public locations](#) throughout the county. If you would like to be a pick up point for the guide, let us know. We can deliver quantities to you directly.
  - [Recycling Events](#) at 540 S Randall Rd. in St. Charles, on scheduled dates.
  - Recycling Office located in the Kane County Government Center, Building A, 719 Batavia Ave., Geneva, IL 60134. First floor, south end of hall, Room # 109.

# Comments/ Questions?



Jennifer Jarland  
*Recycling Program Coordinator*  
**Kane County Division of  
Environmental & Water  
Resources**

630-208-3841  
[recycle@countyofkane.org](mailto:recycle@countyofkane.org)



# Kane County Recycles Outreach & Public Response



Energy & Environmental Committee - January 10<sup>th</sup>, 2018



# Outreach Avenues

- Press releases
- Email notices
- Videos – in partnership with IT
- Kane County Connects blogs and newsletter
  - Over 30 articles in 2017
    - Recycling Tips
    - Event Announcements
    - Q&A articles
  - Competitions
- Public Response
- Public Presentations, interviews, meetings

# Public Response and Presentations

- Average of 5-10 phone calls per week day
- Total of 1500 direct conversations on phone
- Over 200 emails responded to
- 6 public presentations, reaching 160 people
- 2 radio interviews
- 3 interviews for news articles
- Discussion with the Batavia Environmental Council



# Readership by the 1000s!

- ✎ Often in the top 5 stories of the week
- ✎ “Things you think you can recycle – but you can’t” article was #8 in the Top 10 stories of 2017.
  - [Part 1 link](#) from June had 5,730 page views!
  - [Part 2](#) had 5,130 page views.
  - & then the Top 10 of 2017 recap had 1,720 views!



# Q&A Articles

- 11/17 Plastic Bags: [link](#)
- 11/30 Envelopes, glass jars, metal lids: [link](#)
- 12/02 Caps, Cartons, Batteries: [link](#) 2,632 page views
- 12/08 Clarification on envelopes, jars: [link](#) 595 views
- 12/21 Frozen food boxes: [link](#) 1,701 views
- 12/27 Shredded Paper: [link](#) 1,422 views

# Feedback: Good and Bad

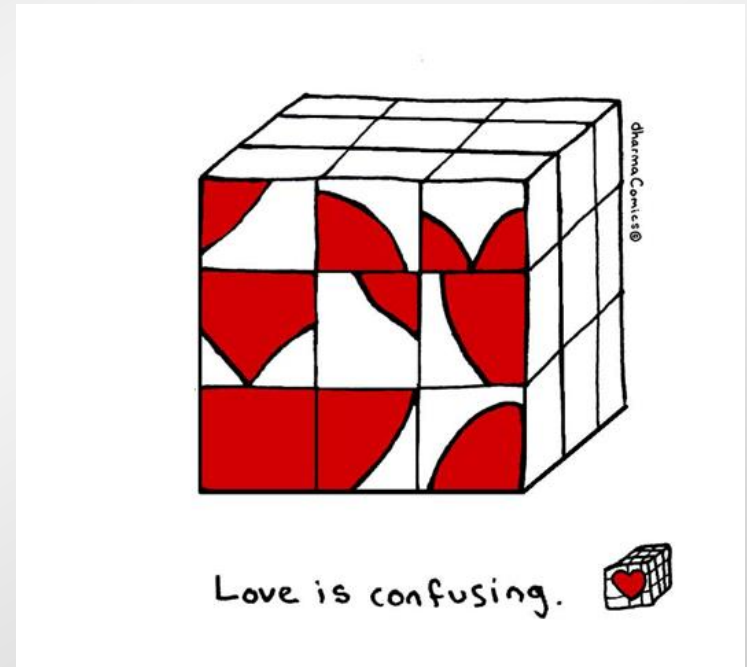
- Thanks so much for all that you do
- Thanks again for your help and accessibility.
- Thanks for all the recycling tips.
- I'm a subscriber to Kane County Connect, and I found your recent Recycling Q&A article very useful.
- Thanks for your help in clarification.
- I'm afraid consumers are overwhelmed and confused - i certainly am!
- ...There becomes a point where the profit motive for recycling companies will drive customers back to no recycling. I am very close to taking that approach.



# Lot's of things are confusing. Life is confusing.



"I find this new road layout a little confusing."





# Response Articles in 2 parts

☞ Yes, it is worth it to recycle.

☞ Recycling Right is important.

☞ Wishful thinking is not Recycling Right.

☞ What makes things recyclable

☞ Why many things are not recyclable

☞ You make a difference!

☞ Minimize waste.

☞ Rethink your purchases.

☞ Follow the guidelines to make the recycling system as effective as possible.

☞ Part 1 -  
Jan 16<sup>th</sup>,

☞ Part 2 -  
Jan 29<sup>th</sup>

# Questions

Jennifer Jarland  
Recycling Program Coordinator  
630-208-3841  
[recycle@countyofkane.org](mailto:recycle@countyofkane.org)

## TOGETHER, WE CAN MAKE A DIFFERENCE

**SMALL CHANGES** IN BEHAVIOR CAN HAVE A **BIG IMPACT** ON OUR PLANET!

WHEN YOU *THROW* SOMETHING  
AWAY, **WHERE DOES IT GO?**

EVERY YEAR,  
**AMERICANS**  
CREATE

**258**  
MILLION TONS

OF  
**TRASH**

**169**  
MILLION  
TONS

END UP IN  
**LANDFILLS**  
AND INCINERATORS

**BUT IT DOESN'T HAVE TO**